

NEWS FOR FARRIERS

FIND AN FPD DEALER NEAR YOU AT FARRIERPRODUCTS.COM/LOCATIONS

JUST A REMINDER

Kerckhaert Prime Fit


The **Kerckhaert Prime Fit** drop forged shoe is the ultimate keg shoe. This shoe offers a competitively priced option for pleasure, trail and ranch horses. The easy-to-fit front and hind shapes will minimize fitting time. Full 5/16" thick stock has a V-Crease; accommodating a range of American style nails, including Combo Slim, Slim and City. Available unclipped only, in sizes 00, 0 and 1. **Sized the same as the Kerckhaert Steel Triumph.**



Find a dealer near you carrying the Prime Fit:
farrierproducts.com/prime-fit

KnKut Step Point Bits

The KnKut Step Point bits are available in three sizes: 1/4", 17/64" (for drive-in studs) and 5/16" for use with a 3/8" tap. These bits are all made in the U.S. and are machine shop grade; producing very precise holes with less heat buildup which adds to the life of the bit.



Find a Dealer Near You:
farrierproducts.com/locations

Upcoming Event

The International Hoof-Care Summit will be January 21-24, 2025 in Kansas City, MO. Learn more at: www.americanfarriers.com/ihcs

New Norton RazorStar™ Belts

EXCELLENT LIFE AND PERFORMANCE



The new Norton RazorStar belts for the FootPro 10" Expander Wheel and 2"x48" grinder attachments are now available through an FPD Dealer near you.



- Designed for medium to high pressure metal removal in the toughest applications
- Proprietary, 100% engineered shaped ceramic grain is a breakthrough technology from one of the world's foremost grinding innovators
- Setting the new standard in grinding productivity, efficiency and quality

TOOL TIPS

Rubber Belt Cleaning Stick Installation

The FootPro Rubber Belt Cleaning Stick attached to a Hoofjack is a great way to manage dirt build-up on your hoof buffer sleeves. Keeping them clean improves performance and the life of the sleeve. ■



1. WHAT YOU NEED:


- TWO SCREWS LIKE THOSE SHOWN (AVAILABLE AT MOST HARDWARE STORES)
- 5/16" OR 3/8" DRILL BIT
- FOOTPRO RUBBER BELT CLEANING STICK
- BATTERY-OPERATED SCREW DRIVER (NOT SHOWN) AND MATCHING BIT
- SELF-PIERCING SCREWS (1.5" LONG WILL EASILY PENETRATE THE HOOFJACK MATERIAL)



2. THE FOOTPRO RUBBER CLEANING STICKS DO NOT COME PRE-DRILLED. DRILL APPROXIMATELY HALF WAY INTO THE STICK WITH A 5/16" OR 3/8" BIT.




3. LAY THE HOOFJACK ON ITS SIDE, BRACE IT AND APPLY THE SELF-PIERCING SCREWS IN YOUR HOLES. MAKE SURE YOU TIGHTEN UNTIL THE HEAD IS SUNKEN INTO THE STICK ABOUT 3/4", NOT JUST FLUSH WITH THE OUTSIDE.



4. TWO SCREWS SHOULD BE ADEQUATE. MOUNTING BELOW THE TENSION KNOB IS THE BEST LOCATION.



5. STICK APPLIED AND READY TO GO.



6. WHEN YOUR BUFFER SLEEVE GETS DIRT BUILDUP, SIMPLY RUN THE TOOL AND APPLY SLIGHT PRESSURE ON THE STICK. IT WILL CLEAN UP VERY QUICKLY.

LOVE THE NATURAL ANGLE?

JOIN FPD'S MAILING LIST TO RECEIVE THE NATURAL ANGLE NEWSLETTER AND OTHER EDUCATIONAL INFORMATION **FREE**. CALL 800-468-2879 OR REGISTER ONLINE AT:

FARRIERPRODUCTS.COM/JOIN-FPDS-MAILING-LIST

